






























































1 Segni di uso generale

	Corrente continua		Interblocco meccanico
	Corrente alternata		Dispositivo di aggancio, libero
	Polarità positiva		Dispositivo di aggancio, in presa
	Polarità negativa		Giunto o accoppiamento meccanico, frizione
	Neutro		Freno
	Mediano		Motore elettrico con freno inserito
	Variabilità estrinseca		Motore elettrico con freno inserito
	Variabilità estrinseca non lineare		Comando meccanico manuale
	Variabilità intrinseca		Comando meccanico manuale con accesso limitato
	Variabilità intrinseca non lineare		Comando con tirante
	Variabilità a gradini		Comando rotativo
	Regolazione automatica		Comando a pulsante
	Impulso positivo		Comando di sicurezza o di emergenza (pulsante a fungo)
	Impulso negativo		Comando per effetto di prossimità
	Impulso di corrente alternata		Comando a sfioramento
	Funzione a gradino positivo		Comando con volantino
	Funzione a gradino negativo		Comando a pedale
	Onda a denti di sega		Comando a chiave
	Collegamento meccanico		Comando a rullino
	Movimento ritardato		Comando a camma

	Comando elettromagnetico		Terra di protezione
	Comando da protezione elettromagnetica di sovracorrente		Massa, telaio
	Comando da protezione termica di sovracorrente		Equipotenzialità
	Comando a motore elettrico		Guasto con indicatore del luogo
	Comando ad orologio elettrico		Difetto di isolamento, con scarica
	Comando dal livello di un fluido		Separatore galvanico, per esempio X//Y
	Comando dal numero di eventi		Segno grafico di identificazione di segnali analogici
	Comando da una portata fluida		Segno grafico di identificazione di segnali numerici o binari
	Elemento di pila o accumulatore		Magnete permanente
	Terra		Contatto mobile (per esempio a cursore)
	Terra senza rumore		